


P3500.6
M8572
83/1-6

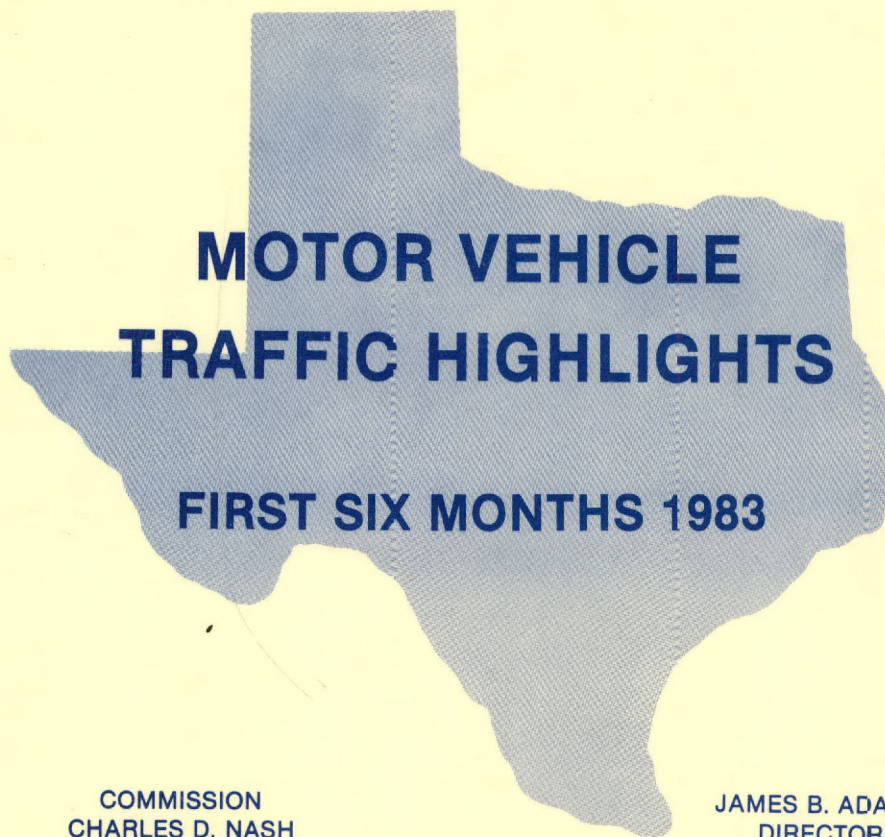


Government Publications

OCT 27 1983 ✓

Dallas Public Library

**TEXAS
DEPARTMENT OF PUBLIC SAFETY**



COMMISSION
CHARLES D. NASH
W. C. (BILL) PERRYMAN
SHANNON H. RATLIFF

JAMES B. ADAMS
DIRECTOR
LEO E. GOSSETT
ASSISTANT DIRECTOR

TRAFFIC HIGHLIGHTS
First Six Months 1983

In Texas in the first six months of 1983...

- ...motor vehicle traffic deaths continued to decrease. There were 1727 people killed in motor vehicle traffic accidents during this time. There were 2048 traffic fatalities in the first six months of 1982.
- ...vehicle miles traveled reached a record high of 63.616 billion. This is a 3.6% increase over the 61.403 billion miles traveled in the first six months of 1982.
- ...there were 2.7 deaths per hundred million miles traveled, statewide.
- ...at least one life was lost daily in motor vehicle traffic accidents.
- ...driving under the influence of alcohol was once again, the most frequently reported violation contributing to fatal accidents. Excessive speed and DWI together accounted for 47.9% of all violations contributing to fatal accidents.
- ...there were 916 traffic deaths in rural areas of the state, accounting for 53.0% of the state's traffic death toll. There were 272 DWI involved traffic deaths in rural areas of the state. This is 59.8% of the 455 deaths recorded in DWI involved accidents, statewide.
- ...6.1% of the traffic fatalities were under 10 years of age. In the first six months of 1982, 4.5% of the traffic fatalities were under 10 years of age.
- ...there were 736,240 arrests made by Texas Highway Patrol. This is a record high number of arrests for a first six months time period. It is also an 11.3% increase in arrests over the same period in 1982.
- ...there were 31,424 arrests made for DWI by Texas Highway Patrol. This is a record high number for a first six months period, and is a 26.7% increase over the 1982 arrests made for the same time period.

ALL FIGURES IN THIS REPORT ARE PRELIMINARY AND ARE SUBJECT TO CHANGE. All 1983 motor vehicle traffic accident data in this report is based on reports and information available on July 20, 1983. To insure proper comparison, figures for previous years are based on reports and information available on July 20 of each year.

NOTE: Beginning with January 1, 1983 accidents, a death is not counted if it occurs more than 30 days after the accident date. Beginning in 1978, fatalities were counted when an injury resulted in death within 90 days of the motor vehicle accident. Previous to 1978, fatalities resulting from an injury accident were counted anytime prior to the close out date for the accident year. Because of the change in reporting requirements, fatal accidents and deaths for 1983 cannot be compared with prior years; however, about 98% of all deaths occur within 30 days of the accident date.

MOTOR VEHICLE TRAFFIC ACCIDENTS

SUMMARY OF ALL REPORTED ACCIDENTS IN THE STATE OF TEXAS FOR FIRST SIX MONTHS 1983

Prepared by TEXAS DEPARTMENT OF PUBLIC SAFETY
STATISTICAL SERVICES

THIS SUMMARY INCLUDES REPORTS
AND INFORMATION AVAILABLE ON 07-20-83

| 1. CURRENT PERIOD A. TYPE OF ACCIDENT | | NUMBER OF ACCIDENTS | | | | | | | | | | | | NUMBER OF PERSONS | | | | | | |
|--|--------|---------------------|-------|--------|------------|-------|-------|--------|------------|-------|-------|--------|------------|-------------------|-------|-------|---------|--|-----------------|--|
| | | TOTAL | | | | | | | | | | | | KILLED | | | INJURED | | INJURY SEVERITY | |
| | | TOTAL | FATAL | INJURY | NON-INJURY | TOTAL | FATAL | INJURY | NON-INJURY | TOTAL | FATAL | INJURY | NON-INJURY | INJURED | A | B | C | | | |
| PEDESTRIAN | 2712 | 237 | 2475 | 0 | 2534 | 221 | 2313 | 0 | 178 | 16 | 162 | 0 | 248 | 2648 | 807 | 1524 | 317 | | | |
| MOTOR VEHICLE IN TRAFFIC | 154921 | 604 | 43413 | 110904 | 153881 | 587 | 43207 | 110087 | 1040 | 17 | 206 | 817 | 748 | 70387 | 6267 | 27487 | 36633 | | | |
| RAILROAD TRAIN | 344 | 14 | 139 | 191 | 340 | 14 | 136 | 190 | 4 | 0 | 3 | 1 | 17 | 188 | 47 | 85 | 56 | | | |
| PARKED MOTOR VEHICLE | 15168 | 29 | 1972 | 13167 | 11368 | 5 | 1274 | 10089 | 3800 | 24 | 698 | 3078 | 36 | 2467 | 279 | 1433 | 755 | | | |
| PEDALCYCLIST | 1371 | 21 | 1330 | 20 | 1323 | 21 | 1282 | 20 | 48 | 0 | 48 | 0 | 21 | 1409 | 242 | 911 | 256 | | | |
| ANIMAL | 1837 | 2 | 285 | 1550 | 1827 | 2 | 283 | 1542 | 10 | 0 | 2 | 8 | 3 | 388 | 48 | 198 | 142 | | | |
| FIXED OBJECT | 28721 | 403 | 11377 | 16941 | 1142 | 8 | 321 | 813 | 27579 | 395 | 11056 | 16128 | 450 | 14807 | 2742 | 8403 | 3662 | | | |
| OTHER OBJECT | 1000 | 13 | 289 | 698 | 893 | 11 | 252 | 630 | 107 | 2 | 37 | 68 | 16 | 401 | 66 | 212 | 123 | | | |
| MOTOR VEH. OTHER ROAD | 0 | 0 | 0 | 0 | 0 | 0 | 0 | 0 | 0 | 0 | 0 | 0 | 0 | 0 | 0 | 0 | 0 | | | |
| OVERTURNED | 6383 | 162 | 3828 | 2393 | 1568 | 42 | 1041 | 485 | 4815 | 120 | 2787 | 1908 | 174 | 5485 | 1254 | 2971 | 1260 | | | |
| OTHER NON-COLLISION | 1173 | 14 | 500 | 659 | 799 | 14 | 400 | 385 | 374 | 0 | 100 | 274 | 14 | 572 | 108 | 323 | 141 | | | |
| TOTALS | 213630 | 1499 | 65608 | 146523 | 175675 | 925 | 50509 | 124241 | 37955 | 574 | 15099 | 22282 | 1727 | 98752 | 11860 | 43547 | 43345 | | | |
| B. LOCATION | | | | | | | | | | | | | | | | | | | | |
| INTERSTATE ROUTES | 23373 | 242 | 7581 | 15550 | 18505 | 139 | 5500 | 12866 | 4868 | 103 | 2081 | 2684 | 286 | 11515 | 1337 | 4930 | 5248 | | | |
| US & STATE ROUTES | 60119 | 624 | 19478 | 40017 | 50127 | 425 | 15383 | 34319 | 9992 | 199 | 4095 | 5698 | 744 | 30908 | 4007 | 12917 | 13984 | | | |
| FARM TO MARKET ROADS | 17260 | 225 | 6142 | 10893 | 12937 | 120 | 4026 | 8791 | 4323 | 105 | 2116 | 2102 | 262 | 9712 | 1648 | 4299 | 3765 | | | |
| COUNTY ROADS | 10013 | 125 | 3622 | 6266 | 6226 | 58 | 1934 | 4234 | 3787 | 67 | 1688 | 2032 | 136 | 5405 | 1015 | 2580 | 1310 | | | |
| CITY STREETS | 102302 | 283 | 28655 | 73364 | 87476 | 183 | 23561 | 63732 | 14826 | 100 | 5094 | 9632 | 299 | 41041 | 3817 | 18741 | 18483 | | | |
| OTHER | 563 | 0 | 130 | 433 | 404 | 0 | 105 | 299 | 159 | 0 | 25 | 134 | 0 | 171 | 36 | 80 | 55 | | | |
| TOTALS | 213630 | 1499 | 65608 | 146523 | 175675 | 925 | 50509 | 124241 | 37955 | 574 | 15099 | 22282 | 1727 | 98752 | 11860 | 43547 | 43345 | | | |
| C. POPULATION GROUP | | | | | | | | | | | | | | | | | | | | |
| UNDER 2,500 | 38307 | 735 | 13986 | 23586 | 24702 | 403 | 7747 | 16552 | 13605 | 332 | 6239 | 7034 | 879 | 22445 | 4655 | 10174 | 7616 | | | |
| 2,500 to 5,000 | 5883 | 34 | 1465 | 4384 | 4857 | 23 | 1142 | 3692 | 1026 | 11 | 323 | 692 | 37 | 2165 | 274 | 924 | 967 | | | |
| 5,000 to 10,000 | 7757 | 46 | 1851 | 5860 | 6459 | 32 | 1457 | 4970 | 1298 | 14 | 394 | 890 | 55 | 2701 | 359 | 1221 | 1121 | | | |
| 10,000 to 25,000 | 21232 | 99 | 5505 | 15624 | 17711 | 69 | 4392 | 13250 | 3521 | 30 | 1117 | 2374 | 109 | 8325 | 951 | 3641 | 3733 | | | |
| 25,000 to 50,000 | 10604 | 46 | 2928 | 7630 | 9102 | 35 | 2384 | 6683 | 1502 | 11 | 544 | 947 | 52 | 4311 | 433 | 1981 | 1897 | | | |
| 50,000 to 100,000 | 22488 | 87 | 6362 | 16039 | 19585 | 61 | 5346 | 14178 | 2903 | 26 | 1016 | 1861 | 90 | 9648 | 958 | 4177 | 4513 | | | |
| 100,000 to 250,000 | 23109 | 85 | 7041 | 15983 | 19865 | 59 | 5838 | 13968 | 3244 | 26 | 1203 | 2015 | 98 | 10529 | 1035 | 4313 | 5181 | | | |
| OVER 250,000 | 84250 | 367 | 26466 | 57417 | 73394 | 243 | 22203 | 50948 | 10856 | 124 | 4263 | 6469 | 407 | 38628 | 3195 | 17115 | 18317 | | | |
| TOTALS | 213630 | 1499 | 65608 | 146523 | 175675 | 925 | 50509 | 124241 | 37955 | 574 | 15099 | 22282 | 1727 | 98752 | 11860 | 43547 | 43345 | | | |

NOTE: TOTAL ACCIDENTS AND NON-INJURY ACCIDENT TOTALS CANNOT BE COMPARED TO YEARS PRIOR TO 1978 DUE TO CHANGES IN REPORTING LAWS.

| 2. COMPARATIVE TOTALS A. TYPE OF ACCIDENT | | TOTAL | | | | | | | | | | | | ON ROADWAY | | | | | | | | | |
|--|--------|-------------------|--------|---------|-----------|--------|---------|-----------------------|--------|---------|-----------|--------|---------|-------------------|--------|---------|-----------|--------|-----------------------|--|--|--|--|
| | | THIS YEAR TO DATE | | | | | | SAME PERIOD LAST YEAR | | | | | | THIS YEAR TO DATE | | | | | SAME PERIOD LAST YEAR | | | | |
| | | ACCIDENTS | KILLED | INJURED | ACCIDENTS | KILLED | INJURED | ACCIDENTS | KILLED | INJURED | ACCIDENTS | KILLED | INJURED | ACCIDENTS | KILLED | INJURED | ACCIDENTS | KILLED | INJURED | | | | |
| PEDESTRIAN | 2712 | 248 | 2648 | 3012 | 318 | 2903 | 2534 | 230 | 2453 | 2806 | 287 | 2685 | 153881 | 726 | 70031 | 159570 | 875 | 69512 | | | | | |
| MOTOR VEHICLE IN TRAFFIC | 154921 | 748 | 70387 | 160542 | 896 | 69924 | 340 | 17 | 184 | 434 | 57 | 236 | 11368 | 7 | 1529 | 12092 | 9 | 1837 | | | | | |
| RAILROAD TRAIN | 344 | 17 | 188 | 436 | 57 | 236 | 1323 | 21 | 1358 | 1213 | 21 | 1228 | 1827 | 3 | 386 | 1743 | 1 | 309 | | | | | |
| PARKED MOTOR VEHICLE | 15168 | 36 | 2467 | 16430 | 50 | 3006 | 1142 | 8 | 415 | 1606 | 6 | 609 | 893 | 14 | 355 | 870 | 7 | 350 | | | | | |
| PEDALCYCLIST | 1371 | 21 | 1409 | 1264 | 25 | 1280 | 1827 | 3 | 386 | 1743 | 1 | 309 | 1142 | 8 | 415 | 1606 | 6 | 609 | | | | | |
| ANIMAL | 1837 | 3 | 388 | 1753 | 1 | 313 | 1827 | 3 | 386 | 1743 | 1 | 309 | 893 | 14 | 355 | 870 | 7 | 350 | | | | | |
| FIXED OBJECT | 28721 | 450 | 14807 | 30443 | 490 | 15538 | 1142 | 8 | 415 | 1606 | 6 | 609 | 893 | 14 | 355 | 870 | 7 | 350 | | | | | |
| OTHER OBJECT | 1000 | 16 | 401 | 1000 | 10 | 405 | 1142 | 8 | 415 | 1606 | 6 | 609 | 893 | 14 | 355 | 870 | 7 | 350 | | | | | |
| MOTOR VEH. OTHER ROAD | 0 | 0 | 0 | 0 | 0 | 0 | 0 | 0 | 0 | 0 | 0 | 0 | 0 | 0 | 0 | 0 | 0 | 0 | | | | | |
| OVERTURNED | 6383 | 174 | 5485 | 6914 | 170 | 5518 | 1568 | 44 | 1436 | 1531 | 48 | 1306 | 799 | 14 | 459 | 802 | 28 | 400 | | | | | |
| OTHER NON-COLLISION | 1173 | 14 | 572 | 1197 | 31 | 513 | 799 | 14 | 459 | 802 | 28 | 400 | 799 | 14 | 459 | 802 | 28 | 400 | | | | | |
| TOTALS | 213630 | 1727 | 98752 | 222991 | 2048 | 99636 | 175675 | 1084 | 78606 | 182667 | 1339 | 78472 | 175675 | 1084 | 78606 | 182667 | 1339 | 78472 | | | | | |
| B. LOCATION | | | | | | | | | | | | | | | | | | | | | | | |
| INTERSTATE ROUTES | 23373 | 286 | 11515 | 24159 | 279 | 11278 | 18505 | 166 | 8655 | 18756 | 160 | 8267 | 50127 | 518 | 25426 | 53440 | 654 | 25849 | | | | | |
| US & STATE ROUTES | 60119 | 744 | 30908 | 64655 | 915 | 32141 | 12937 | 143 | 6765 | 12814 | 164 | 6695 | 12937 | 143 | 6765 | 12814 | 164 | 6695 | | | | | |
| FARM TO MARKET ROADS | 17260 | 262 | 9712 | 17225 | 272 | 9415 | 6226 | 61 | 3085 | 6047 | 88 | 3047 | 6226 | 61 | 3085 | 6047 | 88 | 3047 | | | | | |
| COUNTY ROADS | 10013 | 136 | 5405 | 9620 | 164 | 5320 | 87476 | 196 | 34538 | 91275 | 272 | 34528 | 87476 | 196 | 34538 | 91275 | 272 | 34528 | | | | | |
| CITY STREETS | 102302 | 299 | 41041 | 106820 | 417 | 41336 | 404 | 0 | 137 | 335 | 1 | 86 | 404 | 0 | 137 | 335 | 1 | 86 | | | | | |
| OTHER | 563 | 0 | 171 | 512 | 1 | 146 | 404 | 0 | 137 | 335 | 1 | 86 | 404 | 0 | 137 | 335 | 1 | 86 | | | | | |
| TOTALS | 213630 | 1727 | 98752 | 222991 | 2048 | 99636 | 175675 | 1084 | 78606 | 182667 | 1339 | 78472 | 175675 | 1084 | 78606 | 182667 | 1339 | 78472 | | | | | |
| C. POPULATION GROUP | | | | | | | | | | | | | | | | | | | | | | | |
| UNDER 2,500 | 38307 | 879 | 22445 | 40386 | 1093 | 23336 | 24702 | 500 | 13622 | 25782 | 688 | 14229 | 4857 | 26 | 1757 | 4935 | 39 | 1655 | | | | | |
| 2,500 to 5,000 | 5883 | 37 | 2165 | 6036 | 51 | 2074 | 6459 | 39 | 2195 | 6438 | 35 | 2339 | 6459 | 39 | 2195 | 6438 | 35 | 2339 | | | | | |
| 5,000 to 10,000 | 7757 | 55 | 2701 | 7859 | 50 | 2872 | 17711 | 78 | 6885 | 17670 | 76 | 6573 | 17711 | 78 | 6885 | 17670 | 76 | 6573 | | | | | |
| 10,000 to 25,000 | 21232 | 109 | 8325 | 21308 | 101 | 8019 | 9102 | 40 | 3609 | 8941 | 45 | 3440 | 9102 | 40 | 3609 | 8941 | 45 | 3440 | | | | | |
| 25,000 to 50,000 | 10604 | 52 | 4311 | 10482 | 59 | 4117 | 19585 | 62 | 8353 | 21741 | 72 | 8620 | 19585 | 62 | 8353 | 21741 | 72 | 8620 | | | | | |
| 50,000 to 100,000 | 22488 | 90 | 9648 | 24896 | 112 | 10031 | 19865 | 70 | 8963 | 20337 | 65 | 8906 | 19865 | 70 | 8963 | 20337 | 65 | 8906 | | | | | |
| 100,000 to 250,000 | 23109 | 98 | 10525 | 23790 | 101 | 10691 | 73394 | 269 | 33222 | 76823 | 319 | 32710 | 73394 | 269 | 33222 | 76823 | 319 | 32710 | | | | | |
| OVER 250,000 | 84250 | 407 | 38628 | 88234 | 481 | 38496 | 175675 | 1084 | 78606 | 182667 | 1339 | 78472 | 175675 | 1084 | 78606 | 182667 | 1339 | 78472 | | | | | |
| TOTALS | 213630 | 1727 | 98752 | 222991 | 2048 | 99636 | 175675 | 1084 | 78606 | 182667 | 1339 | 78472 | 175675 | 1084 | 78606 | 182667 | 1339 | 78472 | | | | | |

- A. Incapacitating Injury - Severe injury which prevents continuation of normal activities. Includes broken or distorted limbs, internal injuries, crushed chest, etc.
- B. Nonincapacitating Injury - Evident injury such as bruises, abrasions, minor lacerations which do not incapacitate.
- C. Possible Injury - Injury which is claimed, reported or indicated by behavior but without visible wounds. Includes limping, momentary unconsciousness or complaint of pain.

| MILEAGE RATES | THIS YEAR TO DATE | SAME PERIOD LAST YEAR | PER CENT CHANGE |
|---|-------------------|-----------------------|-----------------|
| REPORTED MOTOR VEHICLE TRAFFIC DEATHS | 1,727 | 2,048 | * % |
| REPORTED MOTOR VEHICLE TRAFFIC INJURIES | 98,752 | 99,636 | - 1 % |
| ESTIMATED VEHICLE MILES TRAVELED (MILLIONS) | 63,616 | 61,403 | + 4 % |
| DEATH RATE PER 100,000,000 VEHICLE MILES | 2.7 | 3.3 | * % |
| INJURY RATE PER 100,000,000 VEHICLE MILES | 155.2 | 162.3 | - 4 % |

| 3. TIME HOUR BEGINNING | | TOTAL ACCIDENTS | | | | | | | | | | | | | | | | | | |
|------------------------|------|-----------------|-------|--------|-------|---------|-------|-----------|-------|----------|-------|--------|-------|----------|-------|------------|-------|--------------|-------|---|
| | | SUNDAY | | MONDAY | | TUESDAY | | WEDNESDAY | | THURSDAY | | FRIDAY | | SATURDAY | | PEDESTRIAN | | PEDALCYCLIST | | |
| | | ALL | FATAL | ALL | FATAL | ALL | FATAL | ALL | FATAL | ALL | FATAL | ALL | FATAL | ALL | FATAL | ALL | FATAL | ALL | FATAL | |
| MIDNIGHT | 6574 | 115 | 1402 | 25 | 579 | 8 | 507 | 9 | 543 | 10 | 617 | 17 | 887 | 9 | 2039 | 37 | 73 | 14 | 9 | 2 |
| 1:00 A.M. | 5571 | 99 | 1590 | 24 | 405 | 13 | 369 | 10 | 417 | 8 | 460 | 7 | 620 | 11 | 1710 | 26 | 54 | 11 | 5 | 1 |
| 2:00 A.M. | 5823 | 100 | 1561 | 24 | 404 | 7 | 321 | 7 | 425 | 6 | 473 | 7 | 684 | 15 | 1955 | 34 | 65 | 17 | 9 | 1 |
| 3:00 A.M. | 2698 | 49 | 755 | 12 | 199 | 2 | 171 | 4 | 217 | 8 | 210 | 5 | 268 | 3 | 878 | 15 | 21 | 5 | 0 | 0 |
| 4:00 A.M. | 1513 | 34 | 379 | 11 | 134 | 1 | 106 | 2 | 120 | 3 | 132 | 3 | 159 | 1 | 483 | 13 | 10 | 4 | 1 | 0 |
| 5:00 A.M. | 1453 | 31 | 275 | 6 | 160 | 7 | 183 | 4 | 177 | 2 | 163 | 5 | 177 | 1 | 314 | 6 | 18 | 2 | 2 | 0 |
| 6:00 A.M. | 3818 | | | | | | | | | | | | | | | | | | | |

LOCATION: STATE

| 4A. AGE OF CASUALTY (YEARS) | NUMBER OF PERSONS KILLED | | | | | | | | |
|-----------------------------|--------------------------|------|--------|-------------|------|--------|---------------|------|--------|
| | TOTAL KILLED | | | PEDESTRIANS | | | PEDALCYCLISTS | | |
| | TOTAL | MALE | FEMALE | TOTAL | MALE | FEMALE | TOTAL | MALE | FEMALE |
| 0 to 4 | 61 | 41 | 20 | 23 | 17 | 6 | 2 | 1 | 1 |
| 5 to 9 | 45 | 34 | 11 | 17 | 13 | 4 | 5 | 4 | 1 |
| 10 to 14 | 38 | 27 | 11 | 2 | 2 | 0 | 3 | 3 | 0 |
| 15 to 19 | 190 | 120 | 70 | 16 | 10 | 6 | 3 | 3 | 0 |
| 20 to 24 | 364 | 275 | 88 | 48 | 35 | 13 | 1 | 1 | 0 |
| 25 to 34 | 404 | 322 | 82 | 55 | 44 | 11 | 2 | 2 | 0 |
| 35 to 44 | 208 | 156 | 52 | 25 | 20 | 5 | 1 | 1 | 0 |
| 45 to 54 | 126 | 94 | 31 | 17 | 15 | 2 | 1 | 1 | 0 |
| 55 to 64 | 119 | 84 | 35 | 18 | 15 | 3 | 1 | 1 | 0 |
| 65 to 74 | 85 | 43 | 42 | 24 | 16 | 8 | 0 | 0 | 0 |
| 75 & OLDER | 72 | 38 | 34 | 11 | 7 | 4 | 0 | 0 | 0 |
| NOT STATED | 15 | 11 | 3 | 8 | 6 | 2 | 1 | 1 | 0 |
| TOTALS | 1727 | 1245 | 479 | 264 | 200 | 64 | 20 | 18 | 2 |

TYPE SUMMARY: ALL REPORTED

| 4B. AGE OF CASUALTY (YEARS) | NUMBER OF PERSONS INJURED | | | | | | | | |
|-----------------------------|---------------------------|-------|--------|-------------|------|--------|---------------|------|--------|
| | TOTAL INJURED | | | PEDESTRIANS | | | PEDALCYCLISTS | | |
| | TOTAL | MALE | FEMALE | TOTAL | MALE | FEMALE | TOTAL | MALE | FEMALE |
| 0 to 4 | 3435 | 1831 | 1598 | 274 | 188 | 86 | 27 | 24 | 3 |
| 5 to 9 | 3554 | 1894 | 1656 | 542 | 344 | 198 | 362 | 284 | 78 |
| 10 to 14 | 3723 | 1859 | 1855 | 327 | 187 | 140 | 465 | 381 | 84 |
| 15 to 19 | 13775 | 7343 | 6401 | 272 | 176 | 96 | 204 | 173 | 31 |
| 20 to 24 | 18884 | 11058 | 7775 | 310 | 215 | 95 | 131 | 105 | 26 |
| 25 to 34 | 24161 | 13549 | 10543 | 408 | 282 | 126 | 90 | 72 | 18 |
| 35 to 44 | 12077 | 6273 | 5770 | 200 | 140 | 60 | 28 | 21 | 7 |
| 45 to 54 | 6963 | 3450 | 3503 | 133 | 80 | 53 | 9 | 9 | 0 |
| 55 to 64 | 5254 | 2518 | 2728 | 108 | 72 | 36 | 8 | 7 | 1 |
| 65 to 74 | 3134 | 1380 | 1747 | 62 | 26 | 35 | 7 | 5 | 2 |
| 75 & OLDER | 1946 | 905 | 1037 | 70 | 38 | 32 | 8 | 7 | 1 |
| NOT STATED | 1846 | 794 | 768 | 189 | 131 | 53 | 28 | 26 | 1 |
| TOTALS | 98752 | 52854 | 45381 | 2895 | 1879 | 1010 | 1367 | 1114 | 252 |

| 5A. TWO MOTOR VEHICLE ACCIDENTS | TOTAL | FATAL | INJURY | NON-INJURY |
|---|-------------------|-------|--------|------------|
| | ENTERING AT ANGLE | 45259 | 146 | 14009 |
| FROM SAME DIRECTION BOTH GOING STRAIGHT | 6187 | 14 | 1541 | 4632 |
| SAME - ONE TURN, ONE STRAIGHT | 7531 | 9 | 1305 | 6217 |
| SAME - ONE STOPPED | 16054 | 10 | 5276 | 10768 |
| SAME - ALL OTHERS | 1609 | 0 | 103 | 1506 |
| FROM OPPOSITE DIRECTION-BOTH GOING STRAIGHT | 616 | 12 | 244 | 360 |
| SAME-ONE LEFT TURN, ONE STRAIGHT | 11867 | 53 | 4405 | 7409 |
| SAME - ALL OTHERS | 2308 | 0 | 206 | 2102 |
| TOTALS | 91431 | 244 | 27089 | 64098 |

| 5C. PEDESTRIAN ACCIDENTS | TOTAL PED ACCIDENTS | FATAL | INJURY |
|------------------------------|---------------------|-------|---------|
| | TOTAL | INTER | NON-INT |
| MOTOR VEHICLE GOING STRAIGHT | 2364 | 223 | 200 |
| MOTOR VEHICLE TURNING RIGHT | 114 | 2 | 0 |
| MOTOR VEHICLE TURNING LEFT | 119 | 4 | 1 |
| MOTOR VEHICLE BACKING | 113 | 8 | 7 |
| ALL OTHERS | 2 | 0 | 0 |
| TOTALS | 2712 | 237 | 208 |

| 5B. TWO MOTOR VEHICLE ACCIDENTS | TOTAL | FATAL | INJURY | NON-INJURY |
|----------------------------------|---------------------------------------|-------|--------|------------|
| | GOING IN OPPOSITE DIRECTION - HEAD ON | 5386 | 207 | 2143 |
| GOING SAME DIRECTION - REAR END | 11568 | 49 | 3829 | 7690 |
| SAME-SIDESWIPE | 10043 | 18 | 1513 | 8512 |
| ONE CAR PARKED IMPROPER LOCATION | 760 | 14 | 280 | 466 |
| ONE CAR STOPPED IN TRAFFIC | 11164 | 15 | 3462 | 7687 |
| ONE CAR FORWARD FROM PARKING | 912 | 1 | 95 | 816 |
| ONE CAR BACKWARD FROM PARKING | 740 | 0 | 35 | 705 |
| ONE CAR ENTERING DRIVEWAY | 8901 | 26 | 2210 | 6665 |
| ONE CAR LEAVING DRIVEWAY | 10931 | 15 | 2026 | 8890 |
| ALL OTHERS | 3085 | 15 | 731 | 2339 |
| TOTALS | 63490 | 360 | 16324 | 46806 |

| 5D. ALL OTHER ACCIDENTS | TOTAL | FATAL | INJURY | NON-INJURY |
|--|--|-------|--------|------------|
| | COLLISION WITH OTHER ROAD VEHICLE OR TRAIN | 691 | 6 | 657 |
| COLLISION WITH FIXED OBJECT | 6269 | 34 | 2143 | 4092 |
| COLLISION WITH OTHER OBJECT | 150 | 0 | 32 | 118 |
| OVERTURNED | 854 | 9 | 518 | 327 |
| OTHER NON-COLLISION | 258 | 3 | 171 | 84 |
| COLLISION WITH OTHER ROAD VEHICLE OR TRAIN | 1024 | 29 | 812 | 183 |
| COLLISION WITH FIXED OBJECT | 22452 | 369 | 9234 | 12849 |
| COLLISION WITH OTHER OBJECT | 850 | 13 | 257 | 580 |
| OVERTURNED | 5529 | 153 | 3310 | 2066 |
| OTHER NON-COLLISION | 915 | 11 | 329 | 575 |
| COLLISION WITH ANIMAL | 1837 | 2 | 285 | 1550 |
| NOT STATED | 15168 | 29 | 1972 | 13167 |
| TOTALS | 55997 | 658 | 19720 | 35619 |

| 6. PEDESTRIAN ACTIONS BY AGE | TOTAL PEDS | AGES OF PEDESTRIANS KILLED | | | | | | | | | | AGES OF PEDESTRIANS INJURED | | | | | | | | | |
|---|------------|----------------------------|-----|-------|-------|-------|-------|-------|-------|-----|-------|-----------------------------|-----|-------|-------|-------|-------|-------|---------|-----|-----|
| | TOTAL | 0-4 | 5-9 | 10-14 | 15-19 | 20-24 | 25-44 | 45-64 | 65&OV | UNK | TOTAL | 0-4 | 5-9 | 10-14 | 15-19 | 20-24 | 25-44 | 45-64 | 65 & OV | UNK | |
| CROSSING AT INTERSECTION OR CROSSWALK | 465 | 17 | 1 | 2 | 1 | 0 | 0 | 5 | 4 | 4 | 0 | 448 | 11 | 57 | 70 | 46 | 44 | 97 | 54 | 36 | 33 |
| CROSSING NOT AT INTERSECTION OR CROSSWALK | 1369 | 130 | 14 | 13 | 1 | 5 | 22 | 36 | 15 | 16 | 8 | 1239 | 157 | 382 | 150 | 83 | 89 | 176 | 79 | 47 | 76 |
| GETTING ON OR OFF OTHER VEHICLE | 79 | 0 | 0 | 0 | 0 | 0 | 0 | 0 | 0 | 0 | 0 | 79 | 3 | 9 | 12 | 8 | 16 | 17 | 7 | 6 | 1 |
| WALKING IN ROADWAY WITH TRAFFIC | 198 | 37 | 2 | 0 | 0 | 4 | 10 | 11 | 5 | 5 | 0 | 161 | 6 | 12 | 14 | 34 | 20 | 35 | 19 | 8 | 13 |
| WALKING IN ROADWAY AGAINST TRAFFIC | 59 | 6 | 0 | 0 | 0 | 0 | 2 | 3 | 0 | 1 | 0 | 53 | 2 | 3 | 4 | 10 | 12 | 6 | 6 | 5 | 5 |
| STANDING IN ROADWAY | 142 | 11 | 0 | 0 | 0 | 1 | 6 | 2 | 2 | 0 | 0 | 131 | 2 | 0 | 7 | 19 | 23 | 56 | 14 | 4 | 6 |
| PUSHING OR WORKING ON VEHICLE | 113 | 5 | 0 | 0 | 0 | 1 | 1 | 1 | 1 | 1 | 0 | 108 | 2 | 0 | 5 | 15 | 35 | 34 | 8 | 2 | 7 |
| OTHER WORKING IN ROADWAY | 57 | 5 | 0 | 0 | 0 | 1 | 0 | 1 | 1 | 0 | 0 | 52 | 0 | 1 | 1 | 3 | 6 | 30 | 6 | 1 | 4 |
| PLAYING IN ROADWAY | 122 | 3 | 3 | 0 | 0 | 0 | 0 | 0 | 0 | 0 | 0 | 119 | 46 | 31 | 23 | 10 | 3 | 2 | 0 | 0 | 4 |
| OTHER IN ROADWAY | 189 | 21 | 2 | 0 | 0 | 0 | 4 | 9 | 4 | 2 | 0 | 168 | 19 | 25 | 12 | 9 | 18 | 53 | 14 | 3 | 15 |
| NOT IN ROADWAY | 306 | 27 | 1 | 2 | 0 | 4 | 3 | 9 | 3 | 5 | 0 | 279 | 20 | 20 | 19 | 32 | 34 | 90 | 30 | 17 | 17 |
| NOT STATED | 60 | 2 | 0 | 0 | 0 | 0 | 2 | 0 | 0 | 0 | 0 | 58 | 6 | 2 | 10 | 3 | 10 | 12 | 4 | 3 | 8 |
| TOTALS | 3159 | 264 | 23 | 17 | 2 | 16 | 48 | 80 | 35 | 35 | 8 | 2895 | 274 | 542 | 327 | 272 | 310 | 608 | 241 | 132 | 189 |

| 7. AGE OF DRIVER | TOTAL | FATAL | INJURY |
|------------------|--------|-------|--------|
| 15 & YOUNGER | 1013 | 14 | 412 |
| 16 | 3862 | 22 | 1186 |
| 17 | 9384 | 43 | 2903 |
| 18 to 19 | 26791 | 141 | 8306 |
| 20 to 24 | 70184 | 479 | 22588 |
| 25 to 34 | 99078 | 606 | 31734 |
| 35 to 44 | 51826 | 342 | 16472 |
| 45 to 54 | 29666 | 183 | 9215 |
| 55 to 64 | 22958 | 150 | 6798 |
| 65 to 74 | 14005 | 67 | 4047 |
| 75 & OLDER | 7797 | 56 | 2294 |
| UNKNOWN | 34241 | 71 | 5248 |
| TOTAL DRIVERS | 370805 | 2174 | 11203 |

| 11. VEHICLE CONDITION | TOTAL | FATAL | INJURY |
|-------------------------|--------|-------|--------|
| NO DEFECTS REPORTED | 364728 | 2129 | 09258 |
| DEFECTIVE BRAKES | 2319 | 7 | 777 |
| DEFECTIVE STEERING | 251 | 0 | 83 |
| DEF OR IMPROPER LIGHT | 471 | 12 | 191 |
| DEFECTIVE TIRES | 1048 | 12 | 427 |
| DEF TRAILER EQUIP. | 269 | 2 | 27 |
| DEF STOP OR TURN SIGNAL | 248 | 4 | 61 |
| WHEEL CAME OFF VEHICLE | 357 | 1 | 56 |
| OTHER DEFECTS | 1114 | 7 | 323 |
| TOTAL VEHICLES | 370805 | 2174 | 11203 |

| 15. TYPE OF VEHICLE | TOTAL | FATAL | INJURY |
|-------------------------------|--------|-------|--------|
| PASSENGER CAR | 255541 | 1210 | 77235 |
| PASSENGER CAR & TRAILER | 356 | 5 | 90 |
| PASSENGER CAR & HOUSE TRAILER | 2 | 0 | 0 |
| TRUCK | 92373 | 589 | 25701 |
| TRUCK & TRAILER | 1491 | 12 | 318 |
| TRUCK-TRACTOR & SEMI TRAILER | 8074 | 173 | 2137 |
| TRUCK & HOUSE TRAILER | 76 | 0 | 8 |
| OTHER TRUCK COMBINATIONS | 288 | 3 | 75 |
| FARM TRACTOR | 94 | 3 | 31 |
| ROAD MACHINERY | 39 | 0 | 7 |
| BUS | 674 | 5 | 211 |
| SCHOOL BUS | 699 | 2 | 160 |
| MOTORCYCLE | 5304 | 143 | 4450 |
| MOTOR SCOOTER OR MOTOR BIKE | 57 | 0 | 45 |
| MOPED | 79 | 0 | 72 |
| OTHER & UNKNOWN | 5658 | 28 | 663 |
| TOTAL VEHICLES | 370805 | 2174 | 11203 |

| 8. SEX OF DRIVER | TOTAL | FATAL | INJURY |
|------------------|--------|-------|--------|
| MALE | 225630 | 1680 | 69199 |
| FEMALE | 117159 | 427 | 37560 |
| NOT STATED | 28016 | 67 | 4444 |
| TOTAL DRIVERS | 370805 | 2174 | 11203 |

| 12. LIGHT CONDITION | TOTAL | FATAL | INJURY |
|-------------------------|--------|-------|--------|
| DAYLIGHT | 146982 | 575 | 41989 |
| DAWN | 936 | 15 | 321 |
| DARKNESS- No Street Lt. | 45950 | 686 | 16027 |
| DARKNESS-Street Lt. | 16990 | 192 | 6361 |
| DUSK | 2772 | 31 | 910 |
| UNKNOWN | 0 | 0 | 0 |
| TOTAL ACCIDENTS | 213630 | 1499 | 65608 |

| 16. VIOLATIONS CONTRIBUTING TO ACCIDENT | TOTAL | FATAL | INJURY |
|---|--------|-------|--------|
| SPEEDING OVER LIMIT | 10239 | 371 | 4701 |
| SPEED-UNDER LIMIT-UNSAFE | 53620 | 253 | 18504 |
| FAIL TO YIELD ROW TO VEHICLE | 52985 | 162 | 15244 |
| DISREGARD STOP SIGN OR LIGHT | 5354 | 44 | 2005 |
| DISREGARD STOP AND GO SIGNAL | 11547 | 41 | 4248 |
| DISREGARD FLASHING YELLOW SIGNAL | 20 | 0 | 6 |
| IMPROPER TURN-WIDE RIGHT | 2452 | 1 | 298 |
| IMPROPER TURN-CUT CORNER ON LEFT | 883 | 1 | 107 |
| IMPROPER TURN-WRONG LANE | 5117 | 6 | 743 |
| WRONG SIDE-NOT PASSING | 5052 | 143 | 1845 |
| WRONG WAY ONE WAY ROAD | 509 | 29 | 177 |
| FOLLOWING TOO CLOSELY | 15790 | 9 | 4656 |
| OVERTAKE & PASS-INSUFFICIENT CLEARANCE | 747 | 5 | 163 |
| PASS IN NO PASSING ZONE | 327 | 7 | 101 |
| OTHER ILLEGAL PASSING | 3921 | 7 | 679 |
| NO SIGNAL OR WRONG SIGNAL OF INTENTION | 1218 | 3 | 205 |
| IMPROPER START FROM PARKED POSITION | 3853 | 2 | 330 |
| FAIL TO YIELD ROW TO PEDESTRIAN | 362 | 11 | 344 |
| IMPROPER PARKING | 992 | 16 | 336 |
| DRIVING UNDER INFLUENCE (liquor or drugs) | 18271 | 414 | 8877 |
| OTHER VIOLATIONS | 20443 | 67 | 2844 |
| TOTAL VIOLATIONS | 213702 | 1592 | 66413 |

| 9. CONDITION OF DRIVER | TOTAL | FATAL | INJURY |
|------------------------|--------|-------|--------|
| NORMAL | 368352 | 2129 | 05923 |
| EYESIGHT DEFECTIVE | 102 | 3 | 36 |
| HEARING DEFECTIVE | 9 | 0 | 3 |
| LBMS MISSING | 4 | 0 | 4 |
| OTHER PHYSICAL DEFECT | 40 | 0 | 16 |
| ILL | 510 | 6 | 308 |
| FATIGUED OR ASLEEP | 1769 | 36 | 907 |
| OTHER HANDICAP | 19 | 0 | 6 |
| TOTAL DRIVERS | 370805 | 2174 | 11203 |

| 13. WEATHER CONDITION | TOTAL | FATAL | INJURY |
|-----------------------|--------|-------|--------|
| CLEAR | 181588 | 1317 | 56180 |
| RAIN | 27775 | 136 | 8228 |
| SNOW | 1506 | 7 | 302 |
| FOG | 2251 | 37 | 761 |
| OTHER & UNKNOWN | 510 | 2 | 137 |
| TOTAL ACCIDENTS | 213630 | 1499 | 65608 |

| 10. RESIDENCE & LICENSE | TOTAL | FATAL | INJURY |
|------------------------------|--------|-------|--------|
| TEXAS RESIDENT, LICENSED | 307071 | 1801 | 94937 |
| TEXAS RESIDENT, NOT LICENSED | 14571 | 112 | 5445 |
| TEXAS RESIDENT, LICENSE UNK. | 12689 | 34 | 2288 |
| NON-RESIDENT, LICENSED | 17595 | 155 | 5535 |
| NON-RESIDENT, NOT LICENSED | 53 | 4 | 18 |
| NON-RESIDENT, LICENSE UNK. | 287 | 4 | 48 |
| NOT STATED | 18539 | 64 | 2932 |
| TOTAL DRIVERS | 370805 | 2174 | 11203 |

| 14. ROAD SURFACE | TOTAL | FATAL | INJURY |
|------------------|--------|-------|--------|
| DRY | 171915 | 283 | 5 |

STATEWIDE VEHICLE MILES, ACCIDENTS, & CASUALTIES BY MONTH
FIRST SIX MONTHS 1983 VS. FIRST SIX MONTHS 1982

| MONTH & YEAR | VEHICLE* MILES | FATAL ACCIDENTS | DEATHS | INJURY ACCIDENTS | INJURED | NONINJURY ACCIDENTS | TOTAL ACCIDENTS |
|-----------------------|-------------------|--------------------|--------|---------------------|---------|------------------------|--------------------|
| JANUARY | | | | | | | |
| 1982 | 9442 | 288 | 327 | 10092 | 15028 | 25872 | 36252 |
| 1983 | 10044 | 234 | 267 | 9929 | 14816 | 24723 | 34886 |
| FEBRUARY | | | | | | | |
| 1982 | 9585 | 254 | 296 | 9930 | 14796 | 24995 | 35179 |
| 1983 | 9985 | 223 | 267 | 9379 | 13837 | 22410 | 32012 |
| MARCH | | | | | | | |
| 1982 | 10517 | 293 | 333 | 11247 | 16900 | 25810 | 37350 |
| 1983 | 10892 | 248 | 270 | 11483 | 17310 | 25809 | 37540 |
| APRIL | | | | | | | |
| 1982 | 10486 | 295 | 348 | 11569 | 17500 | 26558 | 38422 |
| 1983 | 10765 | 280 | 330 | 11705 | 17612 | 25026 | 37011 |
| MAY | | | | | | | |
| 1982 | 10642 | 355 | 407 | 12211 | 18509 | 27716 | 40282 |
| 1983 | 10899 | 262 | 291 | 12155 | 18495 | 25671 | 38088 |
| JUNE | | | | | | | |
| 1982 | 10731 | 312 | 337 | 11092 | 16903 | 24102 | 35506 |
| 1983 | 11031 | 252 | 302 | 10957 | 16682 | 22884 | 34093 |
| FIRST SIX MONTHS 1982 | 61403 | 1797 | 2048 | 66141 | 99636 | 155053 | 222991 |
| FIRST SIX MONTHS 1983 | 63616 | 1499 | 1727 | 65608 | 98752 | 146523 | 213630 |
| PERCENT CHANGE | +3.6 | ** | ** | -0.8 | -0.9 | -5.5 | -4.2 |

*Vehicle miles in millions - Courtesy Texas Department of Highways & Public Transportation.

**Due to change in the reporting requirements, fatal accidents and deaths for 1983 cannot be compared to prior years.

FATAL MOTOR VEHICLE TRAFFIC ACCIDENTS AND DEATHS
 BY MONTH AND ROAD CLASS
 FIRST SIX MONTHS 1983 VS. FIRST SIX MONTHS 1982

| MONTH & YEAR | CITY* | | TOWN** | | INTERSTATE HIGHWAYS | | U. S. & STATE HIGHWAYS | | FARM-MARKET | | COUNTY RD. | | TOTAL | |
|-----------------------|--------|--------|--------|--------|------------------------|--------|---------------------------|--------|-------------|--------|------------|--------|--------|--------|
| | ACCDTS | DEATHS | ACCDTS | DEATHS | ACCDTS | DEATHS | ACCDTS | DEATHS | ACCDTS | DEATHS | ACCDTS | DEATHS | ACCDTS | DEATHS |
| JANUARY | | | | | | | | | | | | | | |
| 1982 | 134 | 145 | 22 | 26 | 18 | 21 | 61 | 76 | 34 | 39 | 19 | 20 | 288 | 327 |
| 1983 | 128 | 146 | 10 | 11 | 11 | 11 | 43 | 55 | 20 | 20 | 22 | 24 | 234 | 267 |
| FEBRUARY | | | | | | | | | | | | | | |
| 1982 | 130 | 142 | 17 | 22 | 12 | 14 | 60 | 76 | 16 | 16 | 19 | 26 | 254 | 296 |
| 1983 | 118 | 134 | 14 | 20 | 11 | 16 | 43 | 57 | 22 | 25 | 15 | 15 | 223 | 267 |
| MARCH | | | | | | | | | | | | | | |
| 1982 | 150 | 161 | 26 | 31 | 11 | 12 | 63 | 77 | 29 | 35 | 14 | 17 | 293 | 333 |
| 1983 | 127 | 131 | 16 | 20 | 11 | 12 | 51 | 59 | 23 | 25 | 20 | 23 | 248 | 270 |
| APRIL | | | | | | | | | | | | | | |
| 1982 | 128 | 135 | 24 | 33 | 18 | 21 | 73 | 96 | 23 | 24 | 29 | 39 | 295 | 348 |
| 1983 | 145 | 164 | 15 | 21 | 20 | 27 | 51 | 63 | 29 | 34 | 20 | 21 | 280 | 330 |
| MAY | | | | | | | | | | | | | | |
| 1982 | 161 | 174 | 25 | 29 | 16 | 21 | 78 | 96 | 45 | 55 | 30 | 32 | 355 | 407 |
| 1983 | 113 | 127 | 25 | 25 | 13 | 14 | 56 | 64 | 33 | 36 | 22 | 25 | 262 | 291 |
| JUNE | | | | | | | | | | | | | | |
| 1982 | 133 | 147 | 26 | 27 | 21 | 21 | 70 | 78 | 33 | 34 | 29 | 30 | 312 | 337 |
| 1983 | 99 | 109 | 16 | 17 | 21 | 24 | 60 | 88 | 30 | 36 | 26 | 28 | 252 | 302 |
| FIRST SIX MONTHS 1982 | 836 | 904 | 140 | 168 | 96 | 110 | 405 | 499 | 180 | 203 | 140 | 164 | 1797 | 2048 |
| FIRST SIX MONTHS 1983 | 730 | 811 | 96 | 114 | 87 | 104 | 304 | 386 | 157 | 176 | 125 | 136 | 1499 | 1727 |

* 5,000 or more population

**Under 5,000 population

SEAT BELT USE BY OCCUPANT SEAT POSITION, FOR CASUALTIES IN
PASSENGER CARS, TRUCKS AND BUSES
FIRST SIX MONTHS 1983

OCCUPANT KILLED

| SEAT POSITION | SEAT BELT ONLY | SEAT BELT SHOULDER STRAP | NOT USED | NOT REPORTED | TOTAL |
|------------------|----------------|--------------------------|----------|--------------|-------|
| Driver | 3 | 13 | 787 | 47 | 850 |
| Center Front | 0 | 1 | 37 | 1 | 39 |
| Right Front | 1 | 3 | 224 | 9 | 237 |
| Left Rear | 1 | 0 | 29 | 2 | 32 |
| Center Rear | 0 | 0 | 6 | 1 | 7 |
| Right Rear | 1 | 0 | 32 | 1 | 34 |
| Passenger in Bus | 0 | 0 | 1 | 0 | 1 |
| Rear of Truck | 0 | 0 | 24 | 0 | 24 |
| Other Position | 0 | 0 | 16 | 0 | 16 |
| Not Reported | 0 | 0 | 40 | 7 | 47 |
| TOTAL | 6 | 17 | 1196 | 68 | 1287 |

OCCUPANT INJURED

| SEAT POSITION | SEAT BELT ONLY | SEAT BELT SHOULDER STRAP | NOT USED | NOT REPORTED | TOTAL |
|------------------|----------------|--------------------------|----------|--------------|-------|
| Driver | 1293 | 2665 | 47700 | 5000 | 56658 |
| Center Front | 24 | 35 | 1925 | 98 | 2082 |
| Right Front | 311 | 832 | 16956 | 1237 | 19336 |
| Left Rear | 55 | 85 | 2127 | 218 | 2485 |
| Center Rear | 17 | 26 | 671 | 43 | 757 |
| Right Rear | 56 | 99 | 2402 | 188 | 2745 |
| Passenger in Bus | 5 | 0 | 412 | 25 | 442 |
| Rear of Truck | 0 | 0 | 410 | 1 | 411 |
| Other Position | 1 | 0 | 250 | 4 | 255 |
| Not Reported | 66 | 93 | 2971 | 481 | 3611 |
| TOTAL | 1828 | 3835 | 75824 | 7295 | 88782 |

REPORTED MOTOR VEHICLE TRAFFIC ACCIDENTS AND CASUALTIES
BY COUNTY

| COUNTY | FATAL ACCDTS | KILLED | INJURY ACCDTS | INJURED | NON-INJURY ACCDTS | TOTAL ACCDTS | COUNTY | FATAL ACCDTS | KILLED | INJURY ACCDTS | INJURED | NON-INJURY ACCDTS | TOTAL ACCDTS |
|---------------|--------------|--------|---------------|---------|-------------------|--------------|------------|--------------|--------|---------------|---------|-------------------|--------------|
| ANDERSON | 4 | 4 | 155 | 232 | 318 | 477 | EDWARDS | 1 | 1 | 7 | 9 | 15 | 23 |
| ANDREWS | 1 | 1 | 40 | 60 | 132 | 173 | ELLIS | 11 | 15 | 211 | 312 | 445 | 667 |
| ANGELINA | 11 | 11 | 199 | 333 | 539 | 749 | EL PASO | 40 | 46 | 2380 | 3540 | 4082 | 6502 |
| ARANSAS | 3 | 3 | 68 | 89 | 122 | 193 | ERATH | 2 | 2 | 92 | 138 | 243 | 337 |
| ARCHER | 2 | 2 | 32 | 60 | 46 | 80 | FALLS | 4 | 4 | 36 | 67 | 76 | 116 |
| ARMSTRONG | 1 | 1 | 12 | 21 | 14 | 27 | FANNIN | 2 | 2 | 45 | 65 | 114 | 161 |
| ATASCOSA | 8 | 8 | 63 | 108 | 149 | 220 | FAYETTE | 4 | 4 | 78 | 108 | 134 | 216 |
| AUSTIN | 2 | 2 | 64 | 85 | 134 | 200 | FISHER | 0 | 0 | 11 | 19 | 23 | 34 |
| BAILEY | 0 | 0 | 20 | 30 | 49 | 69 | FLOYD | 2 | 2 | 6 | 10 | 43 | 51 |
| BANDERA | 3 | 3 | 36 | 54 | 55 | 94 | FOARD | 2 | 2 | 4 | 7 | 9 | 15 |
| BASTROP | 5 | 5 | 102 | 175 | 172 | 279 | FORT BEND | 12 | 19 | 445 | 683 | 1032 | 1489 |
| BAYLOR | 1 | 2 | 12 | 18 | 35 | 48 | FRANKLIN | 0 | 0 | 13 | 20 | 30 | 43 |
| BEE | 2 | 2 | 97 | 158 | 123 | 222 | FREESTONE | 3 | 3 | 60 | 83 | 95 | 158 |
| BELL | 17 | 18 | 601 | 843 | 1474 | 2092 | FRIO | 2 | 4 | 29 | 43 | 65 | 96 |
| BEXAR | 83 | 95 | 5706 | 8482 | 10882 | 16671 | GAINES | 6 | 6 | 24 | 41 | 74 | 104 |
| BLANCO | 2 | 2 | 26 | 40 | 54 | 82 | GALVESTON | 21 | 21 | 887 | 1346 | 2489 | 3397 |
| BORDEN | 0 | 0 | 2 | 2 | 4 | 6 | GARZA | 2 | 2 | 14 | 23 | 53 | 69 |
| BOSQUE | 3 | 4 | 48 | 78 | 61 | 112 | GILLESPIE | 1 | 1 | 44 | 71 | 112 | 157 |
| BOWIE | 6 | 6 | 283 | 445 | 599 | 888 | GLASSCOCK | 1 | 1 | 5 | 9 | 12 | 18 |
| BRAZORIA | 21 | 24 | 652 | 1061 | 1313 | 1986 | GOLIAD | 0 | 0 | 15 | 41 | 45 | 60 |
| BRAZOS | 5 | 6 | 379 | 546 | 1088 | 1472 | GONZALES | 3 | 3 | 53 | 78 | 122 | 178 |
| BREWSTER | 1 | 1 | 20 | 32 | 54 | 75 | GRAY | 4 | 4 | 65 | 92 | 341 | 410 |
| BRISCOE | 1 | 1 | 2 | 4 | 8 | 11 | GRAYSON | 7 | 9 | 445 | 703 | 874 | 1326 |
| BROOKS | 0 | 0 | 30 | 55 | 80 | 110 | GREGG | 19 | 23 | 568 | 966 | 1278 | 1865 |
| BROWN | 4 | 4 | 147 | 227 | 331 | 482 | GRIMES | 3 | 4 | 47 | 79 | 128 | 178 |
| BURLESON | 3 | 4 | 57 | 95 | 107 | 167 | GUADALUPE | 3 | 3 | 140 | 205 | 395 | 538 |
| BURNET | 4 | 4 | 88 | 133 | 161 | 253 | HALE | 0 | 0 | 90 | 136 | 245 | 335 |
| CALDWELL | 6 | 6 | 58 | 96 | 150 | 214 | HALL | 1 | 1 | 14 | 21 | 20 | 35 |
| CALHOUN | 2 | 4 | 46 | 70 | 145 | 193 | HAMILTON | 1 | 2 | 15 | 25 | 43 | 59 |
| CALLAHAN | 3 | 3 | 20 | 31 | 93 | 116 | HANSFORD | 1 | 2 | 11 | 20 | 31 | 43 |
| CAMERON | 20 | 25 | 753 | 1160 | 1638 | 2411 | HARDEMAN | 0 | 0 | 21 | 30 | 55 | 76 |
| CAMP | 2 | 2 | 33 | 51 | 53 | 88 | HARDIN | 3 | 3 | 96 | 160 | 210 | 309 |
| CARSON | 0 | 0 | 24 | 39 | 69 | 93 | HARRIS | 225 | 242 | 12838 | 18749 | 32511 | 45574 |
| CASS | 4 | 5 | 64 | 110 | 110 | 178 | HARRISON | 9 | 9 | 194 | 293 | 475 | 678 |
| CASTRO | 0 | 0 | 17 | 32 | 52 | 69 | HARTLEY | 2 | 2 | 16 | 24 | 21 | 39 |
| CHAMBERS | 5 | 5 | 81 | 129 | 136 | 222 | HASKELL | 1 | 1 | 10 | 13 | 22 | 33 |
| CHEROKEE | 2 | 2 | 109 | 165 | 251 | 362 | HAYS | 8 | 8 | 187 | 260 | 511 | 706 |
| CHILDRESS | 4 | 8 | 22 | 39 | 60 | 86 | HEMPHILL | 0 | 0 | 16 | 24 | 47 | 63 |
| CLAY | 3 | 5 | 26 | 37 | 74 | 103 | HENDERSON | 13 | 15 | 149 | 234 | 288 | 450 |
| COCHRAN | 1 | 2 | 4 | 5 | 20 | 25 | HIDALGO | 21 | 24 | 959 | 1551 | 1948 | 2928 |
| COKE | 0 | 0 | 9 | 16 | 35 | 44 | HILL | 6 | 9 | 90 | 136 | 158 | 254 |
| COLEMAN | 0 | 0 | 18 | 24 | 52 | 70 | HOCKLEY | 0 | 0 | 77 | 119 | 203 | 280 |
| COLLIN | 11 | 14 | 575 | 862 | 1311 | 1897 | HOOD | 3 | 3 | 78 | 121 | 140 | 221 |
| COLLINGSWORTH | 1 | 1 | 5 | 11 | 27 | 33 | HOPKINS | 3 | 5 | 77 | 110 | 199 | 279 |
| COLORADO | 4 | 5 | 97 | 149 | 115 | 216 | HOUSTON | 2 | 3 | 62 | 97 | 105 | 169 |
| COMAL | 4 | 5 | 204 | 324 | 402 | 610 | HOWARD | 7 | 7 | 156 | 240 | 361 | 524 |
| COMANCHE | 3 | 3 | 21 | 39 | 91 | 115 | HUDSPETH | 3 | 3 | 28 | 61 | 35 | 66 |
| CONCHO | 1 | 1 | 17 | 24 | 21 | 39 | HUNT | 8 | 8 | 197 | 314 | 516 | 721 |
| COOKE | 4 | 4 | 109 | 162 | 249 | 362 | HUTCHINSON | 4 | 7 | 91 | 141 | 286 | 381 |
| CORYELL | 2 | 2 | 80 | 110 | 223 | 305 | IRION | 1 | 1 | 6 | 8 | 14 | 21 |
| COTTLE | 0 | 0 | 9 | 16 | 11 | 20 | JACK | 1 | 1 | 37 | 48 | 64 | 102 |
| CRANE | 1 | 1 | 16 | 23 | 29 | 46 | JACKSON | 1 | 1 | 37 | 51 | 69 | 107 |
| CROCKETT | 0 | 0 | 20 | 27 | 41 | 61 | JASPER | 5 | 6 | 60 | 105 | 171 | 236 |
| CROSBY | 1 | 1 | 13 | 17 | 41 | 55 | JEFF DAVIS | 0 | 0 | 11 | 17 | 6 | 17 |
| CULBERSON | 3 | 3 | 21 | 43 | 50 | 74 | JEFFERSON | 23 | 27 | 1314 | 1922 | 2895 | 4232 |
| DALLAM | 1 | 3 | 18 | 33 | 62 | 81 | JIM HOGG | 4 | 6 | 5 | 29 | 25 | 34 |
| DALLAS | 112 | 122 | 8161 | 12059 | 14033 | 22306 | JIM WELLS | 2 | 2 | 113 | 193 | 271 | 386 |
| DAWSON | 1 | 1 | 37 | 53 | 119 | 157 | JOHNSON | 9 | 11 | 270 | 416 | 681 | 960 |
| DEAF SMITH | 0 | 0 | 24 | 35 | 162 | 186 | JONES | 2 | 2 | 53 | 81 | 107 | 162 |
| DELTA | 1 | 1 | 6 | 9 | 14 | 21 | KARNES | 4 | 4 | 25 | 67 | 63 | 92 |
| DENTON | 23 | 25 | 743 | 1137 | 1693 | 2459 | KAUFMAN | 7 | 7 | 163 | 243 | 306 | 476 |
| DEWITT | 1 | 2 | 52 | 73 | 143 | 196 | KENDALL | 3 | 3 | 38 | 76 | 62 | 103 |
| DICKENS | 0 | 0 | 8 | 8 | 8 | 16 | KENEDY | 0 | 0 | 6 | 12 | 7 | 13 |
| DIMMIT | 1 | 2 | 13 | 19 | 29 | 43 | KENT | 0 | 0 | 2 | 4 | 4 | 6 |
| DONLEY | 4 | 5 | 8 | 16 | 43 | 55 | KERR | 6 | 7 | 121 | 197 | 245 | 372 |
| DUVAL | 2 | 2 | 26 | 52 | 74 | 102 | KIMBLE | 4 | 6 | 16 | 21 | 32 | 52 |
| EASTLAND | 3 | 3 | 62 | 97 | 179 | 244 | KING | 0 | 0 | 2 | 2 | 7 | 9 |
| ECTOR | 16 | 16 | 607 | 1004 | 1758 | 2381 | KINNEY | 0 | 0 | 7 | 7 | 19 | 26 |

Reported Motor Vehicle Traffic Accidents and Casualties - continued

| COUNTY | FATAL ACCDTS | KILLED | INJURY ACCDTS | INJURED | NON-INJURY ACCDTS | TOTAL ACCDTS | COUNTY | FATAL ACCDTS | KILLED | INJURY ACCDTS | INJURED | NON-INJURY ACCDTS | TOTAL ACCDTS |
|--------------|--------------|--------|---------------|---------|-------------------|--------------|---------------|--------------|--------|---------------|---------|-------------------|--------------|
| KLEBERG | 4 | 5 | 52 | 69 | 126 | 182 | REFUGIO | 2 | 4 | 37 | 63 | 61 | 100 |
| KNOX | 2 | 2 | 9 | 14 | 31 | 42 | ROBERTS | 1 | 1 | 5 | 7 | 14 | 20 |
| LAMAR | 4 | 4 | 160 | 257 | 406 | 570 | ROBERTSON | 6 | 6 | 45 | 70 | 115 | 166 |
| LAMB | 0 | 0 | 29 | 41 | 95 | 124 | ROCKWALL | 2 | 2 | 62 | 87 | 144 | 208 |
| LAMPASAS | 0 | 0 | 49 | 77 | 101 | 150 | RUNNELS | 2 | 2 | 37 | 59 | 68 | 107 |
| LASALLE | 1 | 1 | 9 | 24 | 26 | 36 | RUSK | 5 | 6 | 111 | 177 | 249 | 365 |
| LAVACA | 3 | 6 | 47 | 68 | 101 | 151 | SABINE | 2 | 2 | 11 | 20 | 34 | 47 |
| LEE | 3 | 3 | 44 | 65 | 99 | 146 | SAN AUGUSTINE | 1 | 3 | 15 | 28 | 23 | 39 |
| LEON | 3 | 3 | 54 | 78 | 84 | 141 | SAN JACINTO | 3 | 5 | 57 | 100 | 46 | 106 |
| LIBERTY | 10 | 16 | 155 | 248 | 344 | 509 | SAN PATRICIO | 7 | 7 | 131 | 197 | 307 | 445 |
| LIMESTONE | 6 | 6 | 57 | 97 | 151 | 214 | SAN SABA | 1 | 1 | 20 | 26 | 19 | 40 |
| LIPSCOMB | 0 | 0 | 11 | 20 | 17 | 28 | SCHLEICHER | 0 | 0 | 15 | 21 | 18 | 33 |
| LIVE OAK | 0 | 0 | 35 | 48 | 75 | 110 | SCURRY | 1 | 4 | 63 | 92 | 180 | 244 |
| LLANO | 4 | 7 | 20 | 30 | 63 | 87 | SHACKELFORD | 0 | 0 | 11 | 17 | 27 | 38 |
| LOVING | 0 | 0 | 0 | 0 | 0 | 0 | SHELBY | 2 | 3 | 68 | 106 | 147 | 217 |
| LUBBOCK | 17 | 20 | 1073 | 1652 | 2634 | 3724 | SHERMAN | 0 | 0 | 9 | 12 | 23 | 32 |
| LYNN | 0 | 0 | 20 | 49 | 29 | 49 | SMITH | 12 | 13 | 668 | 1116 | 1269 | 1949 |
| MCCULLOCH | 1 | 1 | 21 | 33 | 85 | 107 | SOMERVELL | 2 | 2 | 16 | 26 | 31 | 49 |
| MCLENNAN | 7 | 7 | 728 | 1094 | 1884 | 2619 | STARR | 2 | 2 | 43 | 71 | 135 | 180 |
| MCMULLEN | 0 | 0 | 2 | 4 | 6 | 8 | STEPHENS | 0 | 0 | 34 | 46 | 101 | 135 |
| MADISON | 2 | 4 | 24 | 37 | 75 | 101 | STERLING | 0 | 0 | 4 | 6 | 15 | 19 |
| MARION | 0 | 0 | 24 | 42 | 54 | 78 | STONEWALL | 3 | 3 | 9 | 18 | 15 | 27 |
| MARTIN | 3 | 3 | 23 | 41 | 26 | 52 | SUTTON | 4 | 5 | 20 | 33 | 48 | 72 |
| MASON | 2 | 2 | 5 | 11 | 15 | 22 | SWISHER | 2 | 2 | 21 | 34 | 56 | 79 |
| HATAGORDA | 5 | 6 | 172 | 281 | 282 | 459 | TARRANT | 66 | 78 | 4419 | 6461 | 11391 | 15876 |
| MAVERICK | 1 | 1 | 54 | 84 | 91 | 146 | TAYLOR | 7 | 11 | 720 | 1070 | 1343 | 2070 |
| MEDINA | 2 | 2 | 65 | 113 | 96 | 163 | TERRELL | 1 | 1 | 4 | 9 | 17 | 22 |
| MENARD | 0 | 0 | 5 | 6 | 19 | 24 | TERRY | 2 | 2 | 43 | 93 | 111 | 156 |
| MIDLAND | 9 | 9 | 475 | 739 | 1369 | 1853 | THROCKMORTON | 1 | 1 | 6 | 9 | 12 | 19 |
| MILAM | 1 | 1 | 71 | 98 | 196 | 268 | TITUS | 3 | 4 | 86 | 147 | 199 | 288 |
| MILLS | 0 | 0 | 10 | 17 | 26 | 36 | TOM GREEN | 10 | 10 | 456 | 668 | 1154 | 1620 |
| MITCHELL | 3 | 3 | 27 | 46 | 82 | 112 | TRAVIS | 36 | 39 | 3074 | 4454 | 6369 | 9479 |
| MONTAGUE | 2 | 2 | 52 | 76 | 138 | 192 | TRINITY | 1 | 2 | 28 | 64 | 67 | 96 |
| MONTGOMERY | 22 | 24 | 523 | 841 | 999 | 1544 | TYLER | 3 | 3 | 30 | 53 | 67 | 100 |
| MOORE | 2 | 5 | 37 | 53 | 143 | 182 | UPSHUR | 1 | 1 | 80 | 115 | 140 | 221 |
| MORRIS | 1 | 2 | 43 | 75 | 61 | 105 | UPTON | 0 | 0 | 5 | 6 | 36 | 41 |
| MOTLEY | 0 | 0 | 4 | 5 | 9 | 13 | UVALDE | 2 | 2 | 67 | 102 | 158 | 227 |
| NAACOGDOCHES | 8 | 8 | 183 | 278 | 427 | 618 | VAL VERDE | 7 | 11 | 113 | 190 | 254 | 374 |
| NAVARRO | 6 | 6 | 128 | 204 | 341 | 475 | VAN ZANDT | 5 | 5 | 96 | 152 | 167 | 268 |
| NEWTON | 2 | 4 | 28 | 41 | 47 | 77 | VICTORIA | 6 | 8 | 376 | 622 | 694 | 1076 |
| NOLAN | 1 | 1 | 61 | 112 | 176 | 238 | WALKER | 6 | 6 | 166 | 240 | 313 | 485 |
| FUECES | 25 | 26 | 1276 | 1941 | 2669 | 3970 | WALLER | 7 | 8 | 73 | 120 | 153 | 233 |
| OCHILTREE | 1 | 1 | 42 | 64 | 114 | 157 | WARD | 5 | 6 | 55 | 87 | 130 | 190 |
| OLDHAM | 2 | 4 | 14 | 32 | 20 | 36 | WASHINGTON | 3 | 3 | 92 | 140 | 212 | 307 |
| GRANGE | 11 | 13 | 308 | 463 | 693 | 1012 | WEBB | 7 | 7 | 307 | 459 | 750 | 1064 |
| PALO PINTO | 3 | 3 | 104 | 161 | 262 | 369 | WHARTON | 6 | 12 | 133 | 179 | 245 | 384 |
| FANOLA | 4 | 4 | 83 | 112 | 136 | 223 | WHEELER | 0 | 0 | 35 | 61 | 40 | 75 |
| FARKER | 2 | 3 | 154 | 231 | 400 | 556 | WICHITA | 9 | 9 | 390 | 560 | 1387 | 1786 |
| FARMER | 1 | 3 | 31 | 44 | 47 | 79 | WILBARGER | 5 | 6 | 49 | 77 | 175 | 229 |
| FECOS | 5 | 6 | 57 | 91 | 177 | 239 | WILLACY | 3 | 3 | 30 | 48 | 81 | 114 |
| FOLK | 5 | 7 | 83 | 127 | 220 | 308 | WILLIAMSON | 10 | 13 | 287 | 428 | 602 | 899 |
| POTTER | 13 | 21 | 715 | 1078 | 1762 | 2490 | WILSON | 1 | 1 | 34 | 42 | 88 | 123 |
| FRESIDIO | 1 | 1 | 10 | 16 | 32 | 43 | WINKLER | 0 | 0 | 22 | 28 | 96 | 118 |
| EAINS | 0 | 0 | 25 | 38 | 22 | 47 | WISE | 6 | 7 | 119 | 185 | 260 | 385 |
| EANDALL | 3 | 4 | 253 | 372 | 665 | 921 | WOOD | 3 | 3 | 71 | 126 | 126 | 200 |
| EAGAN | 1 | 1 | 15 | 21 | 37 | 53 | YOAKUM | 2 | 2 | 27 | 47 | 61 | 90 |
| FEAL | 0 | 0 | 5 | 12 | 9 | 14 | YOUNG | 1 | 1 | 52 | 83 | 156 | 209 |
| FED RIVER | 3 | 3 | 36 | 61 | 76 | 115 | ZAPATA | 2 | 2 | 12 | 21 | 34 | 48 |
| FEEVES | 2 | 2 | 56 | 99 | 123 | 181 | ZAVALA | 0 | 0 | 24 | 35 | 20 | 44 |

DWI REPORTED AS A CONTRIBUTING FACTOR IN MOTOR VEHICLE TRAFFIC ACCIDENTS
BY TYPE OF ACCIDENT, TYPE OF ROAD, AND AGE OF DWI DRIVER
FIRST SIX MONTHS 1983 VS. FIRST SIX MONTHS 1982

| TYPE OF ACCIDENT | FATAL ACCIDENTS | | DEATHS | | INJURY ACCIDENTS | | INJURED | | NONINJURY ACCIDENTS | | TOTAL ACCIDENTS | |
|--------------------------|-----------------|------|--------|------|------------------|------|---------|-------|---------------------|------|-----------------|-------|
| | 1982 | 1983 | 1982 | 1983 | 1982 | 1983 | 1982 | 1983 | 1982 | 1983 | 1982 | 1983 |
| Collision With: | | | | | | | | | | | | |
| Pedestrian | 33 | 19 | 34 | 21 | 85 | 85 | 108 | 113 | 0 | 0 | 122 | 104 |
| Motor Vehicle In Traffic | 163 | 159 | 223 | 209 | 3661 | 3481 | 7175 | 6938 | 4004 | 3730 | 7828 | 7370 |
| Railroad Train | 9 | 2 | 13 | 2 | 15 | 16 | 21 | 18 | 11 | 12 | 35 | 30 |
| Parked Motor Vehicle | 18 | 10 | 20 | 12 | 707 | 573 | 930 | 714 | 1531 | 1371 | 2256 | 1954 |
| Pedalcyclist | 5 | 2 | 5 | 2 | 20 | 19 | 24 | 23 | 1 | 0 | 26 | 21 |
| Animal | 0 | 1 | 0 | 1 | 2 | 9 | 2 | 14 | 16 | 16 | 18 | 26 |
| Fixed Object | 131 | 131 | 151 | 148 | 3105 | 3258 | 4117 | 4244 | 2988 | 2968 | 6224 | 6357 |
| Other Object | 2 | 1 | 2 | 1 | 28 | 39 | 47 | 50 | 31 | 38 | 61 | 78 |
| Overturned | 67 | 56 | 69 | 59 | 749 | 838 | 1135 | 1191 | 348 | 324 | 1164 | 1218 |
| Other Non-collision | 3 | 0 | 3 | 0 | 25 | 29 | 30 | 32 | 9 | 12 | 37 | 41 |
| TOTAL | 431 | 381 | 520 | 455 | 8401 | 8347 | 13589 | 13337 | 8939 | 8471 | 17771 | 17199 |

| TYPE OF ROAD | FATAL ACCIDENTS | | DEATHS | | INJURY ACCIDENTS | | INJURED | | NONINJURY ACCIDENTS | | TOTAL ACCIDENTS | |
|---------------------|-----------------|------|--------|------|------------------|------|---------|------|---------------------|------|-----------------|-------|
| | 1982 | 1983 | 1982 | 1983 | 1982 | 1983 | 1982 | 1983 | 1982 | 1983 | 1982 | 1983 |
| Rural* - Interstate | 27 | 25 | 32 | 29 | 225 | 216 | 402 | 350 | 207 | 162 | 463 | 403 |
| - US & State | 139 | 107 | 177 | 136 | 1142 | 1114 | 2081 | 1972 | 938 | 879 | 2219 | 2100 |
| - Farm-Market | 72 | 48 | 90 | 58 | 675 | 753 | 1137 | 1215 | 523 | 557 | 1270 | 1358 |
| - County Road | 34 | 39 | 46 | 46 | 569 | 653 | 866 | 990 | 530 | 546 | 1133 | 1238 |
| - All Other | 3 | 3 | 3 | 3 | 117 | 146 | 173 | 218 | 204 | 222 | 324 | 371 |
| TOTAL RURAL* | 275 | 222 | 348 | 272 | 2732 | 2882 | 4659 | 4745 | 2402 | 2366 | 5409 | 5470 |
| Urban - Interstate | 27 | 28 | 32 | 33 | 670 | 712 | 1102 | 1104 | 554 | 561 | 1251 | 1301 |
| - US & State | 58 | 64 | 65 | 75 | 1652 | 1484 | 2843 | 2521 | 1617 | 1406 | 3327 | 2954 |
| - Farm-Market | 10 | 15 | 11 | 17 | 259 | 301 | 432 | 509 | 283 | 254 | 552 | 570 |
| - City Street | 61 | 52 | 64 | 58 | 3077 | 2957 | 4538 | 4444 | 4063 | 3863 | 7201 | 6872 |
| - All Other | 0 | 0 | 0 | 0 | 11 | 11 | 15 | 14 | 20 | 21 | 31 | 32 |
| TOTAL URBAN | 156 | 159 | 172 | 183 | 5669 | 5465 | 8930 | 8592 | 6537 | 6105 | 12362 | 11729 |

| AGE OF DWI DRIVER | IN FATAL ACCIDENTS | | IN INJURY ACCIDENTS | | IN NONINJURY ACCIDENTS | | IN TOTAL ACCIDENTS | |
|-------------------|--------------------|------|---------------------|------|------------------------|------|--------------------|-------|
| | 1982 | 1983 | 1982 | 1983 | 1982 | 1983 | 1982 | 1983 |
| Under 20 | 30 | 30 | 780 | 776 | 853 | 689 | 1663 | 1495 |
| 20-24 | 148 | 113 | 2354 | 2359 | 2292 | 2212 | 4794 | 4684 |
| 25-29 | 81 | 74 | 1704 | 1859 | 1681 | 1737 | 3466 | 3670 |
| 30-34 | 55 | 59 | 1184 | 1107 | 1172 | 1103 | 2411 | 2269 |
| 35-39 | 42 | 36 | 766 | 747 | 741 | 752 | 1549 | 1535 |
| 40-44 | 20 | 28 | 512 | 491 | 484 | 501 | 1016 | 1020 |
| 45-49 | 15 | 14 | 369 | 326 | 399 | 379 | 783 | 719 |
| 50-54 | 19 | 14 | 265 | 253 | 354 | 312 | 638 | 579 |
| 55-59 | 12 | 8 | 218 | 198 | 330 | 257 | 560 | 463 |
| 60-64 | 7 | 10 | 146 | 144 | 185 | 149 | 338 | 303 |
| 65-69 | 3 | 1 | 69 | 89 | 110 | 91 | 182 | 181 |
| 70-74 | 2 | 1 | 53 | 35 | 51 | 57 | 106 | 93 |
| Over 74 | 0 | 1 | 20 | 20 | 25 | 28 | 45 | 49 |
| Unknown | 1 | 3 | 113 | 108 | 383 | 322 | 497 | 433 |
| TOTAL DWI DRIVERS | 435 | 392 | 8553 | 8512 | 9060 | 8589 | 18048 | 17493 |

*Includes towns under 5,000 population

Accidents in which DWI was reported as a contributing factor do not tell the whole story. As Texas has no law requiring chemical tests on all drivers in fatal accidents, it is possible that many injured or deceased drivers who were driving while intoxicated were not reported as DWI.

MOTORCYCLISTS KILLED BY AGE GROUP INDICATING SEAT POSITION AND HELMET USE*

| AGE GROUP | FIRST SIX MONTHS 1981 | | | | FIRST SIX MONTHS 1982 | | | | FIRST SIX MONTHS 1983 | | | |
|-----------|--------------------------|-------------|----------------|-------------|--------------------------|-------------|----------------|-------------|--------------------------|-------------|----------------|-------------|
| | OPERATOR | | PASSENGER | | OPERATOR | | PASSENGER | | OPERATOR | | PASSENGER | |
| | HELMET WORN | NOT WORN | HELMET WORN | NOT WORN | HELMET WORN | NOT WORN | HELMET WORN | NOT WORN | HELMET WORN | NOT WORN | HELMET WORN | NOT WORN |
| 6 & Under | 0 | 0 | 0 | 0 | 0 | 0 | 0 | 0 | 0 | 0 | 0 | 0 |
| 7 | 0 | 0 | 0 | 0 | 0 | 0 | 0 | 0 | 0 | 0 | 0 | 0 |
| 8 | 0 | 0 | 0 | 0 | 0 | 0 | 0 | 0 | 0 | 0 | 0 | 0 |
| 9 | 0 | 1 | 0 | 0 | 0 | 1 | 0 | 0 | 0 | 0 | 0 | 0 |
| 10 | 0 | 0 | 0 | 0 | 0 | 0 | 0 | 0 | 0 | 0 | 0 | 0 |
| 11 | 0 | 0 | 0 | 0 | 0 | 0 | 0 | 0 | 0 | 0 | 0 | 0 |
| 12 | 0 | 0 | 0 | 0 | 0 | 0 | 0 | 0 | 0 | 0 | 0 | 0 |
| 13 | 0 | 0 | 2 | 0 | 0 | 1 | 0 | 0 | 1 | 1 | 0 | 0 |
| 14 | 0 | 0 | 0 | 0 | 0 | 0 | 0 | 1 | 1 | 1 | 0 | 0 |
| 15 | 1 | 0 | 0 | 1 | 0 | 1 | 0 | 1 | 1 | 0 | 0 | 1 |
| 16 | 1 | 1 | 0 | 2 | 1 | 1 | 0 | 1 | 0 | 0 | 0 | 0 |
| 17 | 1 | 1 | 0 | 1 | 1 | 1 | 0 | 1 | 1 | 2 | 0 | 1 |
| 18 | 1 | 1 | 0 | 1 | 1 | 6 | 0 | 1 | 2 | 2 | 0 | 0 |
| 19 | 0 | 10 | 1 | 4 | 0 | 3 | 0 | 2 | 1 | 7 | 0 | 3 |
| 20-24 | 16 | 43 | 1 | 5 | 13 | 45 | 1 | 8 | 9 | 34 | 0 | 5 |
| 25-34 | 18 | 42 | 2 | 8 | 12 | 55 | 1 | 2 | 6 | 42 | 1 | 3 |
| 35-44 | 6 | 9 | 0 | 1 | 2 | 14 | 0 | 0 | 2 | 9 | 0 | 0 |
| 45-54 | 4 | 0 | 0 | 0 | 4 | 0 | 0 | 0 | 2 | 3 | 0 | 0 |
| 55-64 | 0 | 1 | 0 | 0 | 1 | 1 | 0 | 0 | 0 | 0 | 0 | 0 |
| 65 & Over | 1 | 0 | 0 | 0 | 0 | 0 | 0 | 0 | 0 | 1 | 0 | 0 |
| Unk | 1 | 0 | 0 | 1 | 0 | 3 | 0 | 0 | 0 | 0 | 0 | 0 |
| TOTAL | 50 | 109 | 6 | 24 | 35 | 132 | 2 | 17 | 26 | 102 | 1 | 13 |

*Figures do not include motorcyclists whose helmet use was not reported.

MOTORCYCLISTS INJURED BY AGE GROUP INDICATING SEAT POSITION AND HELMET USE*

| AGE GROUP | FIRST SIX MONTHS 1981 | | | | FIRST SIX MONTHS 1982 | | | | FIRST SIX MONTHS 1983 | | | |
|-----------|--------------------------|-------------|----------------|-------------|--------------------------|-------------|----------------|-------------|--------------------------|-------------|----------------|-------------|
| | OPERATOR | | PASSENGER | | OPERATOR | | PASSENGER | | OPERATOR | | PASSENGER | |
| | HELMET WORN | NOT WORN | HELMET WORN | NOT WORN | HELMET WORN | NOT WORN | HELMET WORN | NOT WORN | HELMET WORN | NOT WORN | HELMET WORN | NOT WORN |
| 6 & Under | 0 | 0 | 9 | 2 | 0 | 0 | 2 | 6 | 0 | 0 | 6 | 10 |
| 7 | 0 | 0 | 0 | 4 | 0 | 0 | 0 | 1 | 0 | 0 | 2 | 0 |
| 8 | 0 | 0 | 2 | 3 | 0 | 0 | 1 | 1 | 0 | 0 | 2 | 1 |
| 9 | 0 | 3 | 1 | 3 | 2 | 2 | 2 | 3 | 2 | 3 | 0 | 3 |
| 10 | 1 | 1 | 3 | 7 | 4 | 2 | 3 | 3 | 0 | 3 | 1 | 4 |
| 11 | 4 | 5 | 4 | 6 | 2 | 6 | 2 | 5 | 2 | 7 | 4 | 5 |
| 12 | 3 | 7 | 3 | 2 | 4 | 8 | 4 | 8 | 4 | 5 | 4 | 3 |
| 13 | 10 | 5 | 7 | 5 | 5 | 8 | 5 | 4 | 5 | 10 | 0 | 9 |
| 14 | 11 | 14 | 8 | 7 | 7 | 18 | 5 | 10 | 14 | 18 | 10 | 10 |
| 15 | 26 | 25 | 14 | 19 | 13 | 19 | 8 | 22 | 11 | 30 | 8 | 18 |
| 16 | 81 | 38 | 15 | 30 | 41 | 30 | 9 | 18 | 33 | 24 | 9 | 28 |
| 17 | 103 | 53 | 18 | 38 | 75 | 53 | 14 | 38 | 42 | 53 | 14 | 34 |
| 18 | 120 | 105 | 14 | 52 | 73 | 85 | 10 | 44 | 72 | 81 | 9 | 46 |
| 19 | 110 | 204 | 12 | 52 | 106 | 160 | 14 | 52 | 100 | 143 | 8 | 50 |
| 20-24 | 569 | 918 | 49 | 156 | 507 | 922 | 36 | 205 | 520 | 816 | 45 | 180 |
| 25-34 | 559 | 813 | 39 | 101 | 494 | 872 | 29 | 101 | 499 | 866 | 26 | 108 |
| 35-44 | 169 | 149 | 12 | 12 | 163 | 196 | 14 | 19 | 145 | 197 | 9 | 16 |
| 45-54 | 62 | 61 | 4 | 3 | 61 | 48 | 5 | 4 | 69 | 64 | 2 | 2 |
| 55-64 | 26 | 16 | 2 | 0 | 26 | 11 | 2 | 1 | 24 | 10 | 2 | 2 |
| 65 & Over | 13 | 4 | 0 | 0 | 5 | 8 | 0 | 0 | 7 | 4 | 0 | 1 |
| Unk | 5 | 18 | 14 | 14 | 10 | 21 | 9 | 27 | 11 | 8 | 14 | 29 |
| TOTAL | 1872 | 2439 | 230 | 516 | 1598 | 2469 | 174 | 572 | 1560 | 2342 | 175 | 559 |

*Figures do not include motorcyclists whose helmet use was not reported.

HIGHWAY PATROL ARRESTS BY TYPE OF ROAD AND TYPE OF VEHICLE
FIRST SIX MONTHS 1983 VS. FIRST SIX MONTHS 1982

| TYPE OF ROAD | SPEEDING ARRESTS | | | DWI ARRESTS | | |
|-----------------|-----------------------|-----------------------|----------------|-----------------------|-----------------------|----------------|
| | FIRST SIX MONTHS 1982 | FIRST SIX MONTHS 1983 | PERCENT CHANGE | FIRST SIX MONTHS 1982 | FIRST SIX MONTHS 1983 | PERCENT CHANGE |
| Interstate | 116628 | 128054 | + 9.8 | 3898 | 4854 | + 24.5 |
| US & State | 255241 | 263562 | + 3.3 | 13432 | 16245 | + 20.9 |
| Farm-Market | 23812 | 27914 | + 17.2 | 3078 | 4166 | + 35.3 |
| County | 2840 | 3254 | + 14.6 | 1280 | 1730 | + 35.2 |
| Towns | 1758 | 2606 | + 48.2 | 380 | 630 | + 65.8 |
| Cities | 5169 | 7942 | + 53.6 | 2725 | 3799 | + 39.4 |
| TOTAL | 405448 | 433332 | + 6.9 | 24793 | 31424 | + 26.7 |
| TYPE OF VEHICLE | | | | | | |
| Passenger Car | 274046 | 291538 | + 6.4 | 15877 | 19806 | + 24.7 |
| Pickup & Panel | 103859 | 111540 | + 7.4 | 8304 | 10870 | + 30.9 |
| Tractor Truck | 22742 | 24837 | + 9.2 | 144 | 173 | + 20.1 |
| Motorcycle | 3861 | 4394 | + 13.8 | 278 | 376 | + 35.3 |
| School Bus | 33 | 31 | - 6.1 | 1 | 2 | +100.0 |
| Other Bus | 569 | 677 | + 19.0 | 4 | 6 | + 50.0 |
| Unknown | 338 | 315 | - 6.8 | 185 | 191 | + 3.2 |
| TOTAL | 405448 | 433332 | + 6.9 | 24793 | 31424 | + 26.7 |

| TYPE OF ROAD | HAZARDOUS ARRESTS | | | TOTAL ARRESTS | | |
|-----------------|-----------------------|-----------------------|----------------|-----------------------|-----------------------|----------------|
| | FIRST SIX MONTHS 1982 | FIRST SIX MONTHS 1983 | PERCENT CHANGE | FIRST SIX MONTHS 1982 | FIRST SIX MONTHS 1983 | PERCENT CHANGE |
| Interstate | 129934 | 142657 | + 9.8 | 154547 | 171219 | + 10.8 |
| US & State | 298613 | 310889 | + 4.1 | 384577 | 416421 | + 8.3 |
| Farm-Market | 35501 | 41656 | + 17.3 | 55368 | 67967 | + 22.8 |
| County | 7240 | 8279 | + 14.4 | 13049 | 15889 | + 21.8 |
| Towns | 3494 | 4585 | + 31.2 | 11681 | 14089 | + 20.6 |
| Cities | 13754 | 18428 | + 34.0 | 42411 | 50655 | + 19.4 |
| TOTAL | 488536 | 526494 | + 7.8 | 661633 | 736240 | + 11.3 |
| TYPE OF VEHICLE | | | | | | |
| Passenger Car | 319088 | 342120 | + 7.2 | 406222 | 452479 | + 11.4 |
| Pickup & Panel | 130150 | 142012 | + 9.1 | 176637 | 201023 | + 13.8 |
| Tractor Truck | 27372 | 28973 | + 5.8 | 35555 | 36679 | + 3.2 |
| Motorcycle | 5796 | 6475 | + 11.7 | 12507 | 13611 | + 8.8 |
| School Bus | 47 | 47 | NC | 62 | 69 | + 11.3 |
| Other Bus | 627 | 737 | + 17.5 | 708 | 821 | + 16.0 |
| Unknown | 5456 | 6130 | + 12.4 | 29942 | 31558 | + 5.4 |
| TOTAL | 488536 | 526494 | + 7.8 | 661633 | 736240 | + 11.3 |

SPEED MONITORING SUMMARY*

| | JANUARY-MARCH 1982 | APRIL-JUNE 1982 | JULY-SEPTEMBER 1982 | OCTOBER-DECEMBER 1982 | JANUARY-MARCH 1983 | APRIL-JUNE 1983 |
|--------------------------|-----------------------|--------------------|------------------------|--------------------------|-----------------------|--------------------|
| Average Speed | 54.1 | 54.6 | 53.9 | 54.5 | 55.7 | 56.2 |
| Percent Exceeding 55 MPH | 34 | 36 | 35 | 36 | 42 | 43 |
| Percent Exceeding 60 MPH | 20 | 22 | 22 | 22 | 25 | 29 |
| Percent Exceeding 65 MPH | 7 | 7 | 8 | 7 | 9 | 12 |

*Courtesy Texas Department of Highways & Public Transportation
Speed Monitoring Summary based on surveys taken in locations zoned 55 MPH

MONTHLY COMPARISONS
RURAL MOTOR VEHICLE TRAFFIC ACCIDENTS
HIGHWAY PATROL ARRESTS & WARNINGS
FIRST SIX MONTHS 1983 VS. FIRST SIX MONTHS 1982

| | JANUARY | FEBRUARY | MARCH | APRIL | MAY | JUNE | TOTAL |
|---------------------------------------|---------|----------|--------|--------|--------|--------|---------|
| RURAL FATAL ACCIDENTS | | | | | | | |
| 1982 | 154 | 124 | 143 | 167 | 194 | 179 | 961 |
| 1983 | 106 | 105 | 121 | 135 | 149 | 153 | 769 |
| RURAL INJURY ACCIDENTS | | | | | | | |
| 1982 | 2442 | 2491 | 2568 | 2687 | 2976 | 2580 | 15744 |
| 1983 | 2231 | 2089 | 2595 | 2845 | 3006 | 2685 | 15451 |
| RURAL TOTAL ACCIDENTS | | | | | | | |
| 1982 | 7668 | 7460 | 7428 | 7839 | 8693 | 7334 | 46422 |
| 1983 | 7050 | 6308 | 7671 | 7694 | 8199 | 7268 | 44190 |
| RURAL VEHICLE MILES (Millions) | | | | | | | |
| 1982 | 4154 | 4218 | 4627 | 4614 | 4683 | 4721 | 27017 |
| 1983 | 4419 | 4394 | 4792 | 4737 | 4795 | 4854 | 27991 |
| SPEEDING ARRESTS | | | | | | | |
| 1982 | 64086 | 58885 | 70085 | 67502 | 74344 | 70546 | 405448 |
| 1983 | 70099 | 67874 | 74796 | 73738 | 74070 | 72755 | 433332 |
| DWI ARRESTS | | | | | | | |
| 1982 | 3696 | 3454 | 4241 | 4567 | 5140 | 3696 | 24794 |
| 1983 | 4807 | 4636 | 5388 | 5922 | 5596 | 5075 | 31424 |
| TOTAL VIOLATOR CONTACTS* | | | | | | | |
| 1982 | 151420 | 133547 | 161866 | 156980 | 172823 | 154611 | 931247 |
| 1983 | 168639 | 159005 | 176322 | 179275 | 186426 | 177239 | 1046906 |

*Sum of total arrests and total warnings

Vehicle miles courtesy Texas Department of Highways and Public Transportation.

DEFINITIONS

Motor Vehicle - Every vehicle which is self-propelled and every vehicle which is propelled by electric power obtained from overhead trolley wires, but not operated upon rails.

Trafficway - The space within property lines or other boundary lines of any way open to the public as a matter of right or custom for moving persons or property from one place to another.

Accident - An unintended event or unstabilized situation that produces injury or damage (harmful event) not directly resulting from a cataclysm.

In Transport - Denotes the state or condition of a motor vehicle which is in motion or within the portion of a way ordinarily used for travel by similar vehicles. When applied to motor vehicles, in transport means in motion or on a roadway.


Motor Vehicle Accident - An accident involving a motor vehicle in transport, but not involving aircraft or watercraft.

Motor Vehicle Traffic Accident - Any motor vehicle accident that occurs on a trafficway or that occurs after the motor vehicle runs off roadway but before events are stabilized.

Urban Accident - A motor vehicle accident that occurs at a location within the limits of a city having 5,000 or more population.

Rural Accident - A motor vehicle accident that cannot be classified as an urban accident.

Source: Manual on Classification of Motor Vehicle Traffic Accidents, Texas Department of Public Safety, 1979.



PREPARED
BY
STATISTICAL SERVICES